

## TWO COMMUNITIES MEET

The first common task with your partner school will be to introduce yourselves and your community, and to find out about that other community.

Use this table to gather information about your community today and in 1914, and send this to your partner school or post it on the special CSLP website – <http://ryebuck.com.au/staging/cslp/> (unknown)

You will receive similar information back from your partner school. You can use this to complete the table, and start investigating further.

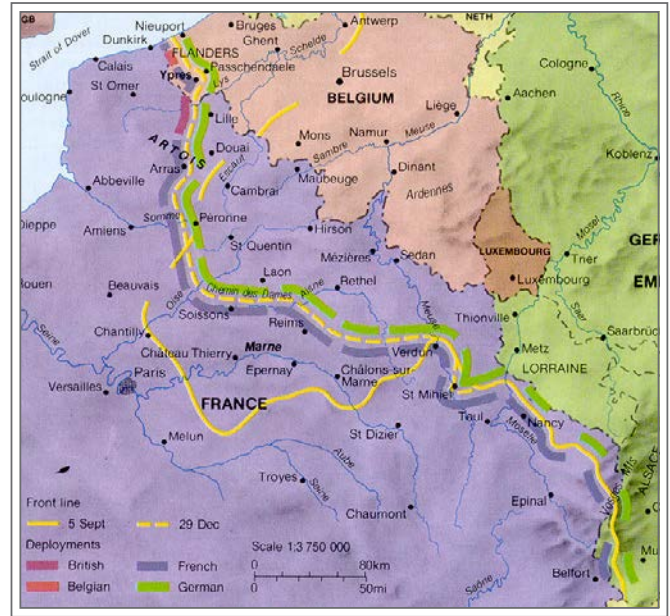
ASPECT	IN AUSTRALIA: The community of	IN FRANCE/BELGIUM: The community of
Name		
Location		
Main aspects of local history		
Environment		
Description/Appearance Now:		
Description/Appearance 1914:		
Population now:		
Population in 1914:		
Economy now:		
Economy in 1914:		
My school		
A family connection		
War connections		

1 Mark the location of the two partner communities on these maps:

**Australia**




**France/Belgium**




2 Attach/insert a Google Earth view of your area

**Australia**



**France/Belgium**



3 Research and attach a photograph of your area in about 1914

**Australia**



**France/Belgium**

